



LAX 2005
KARAOKE IN ENGLISH
6-POINT LAX

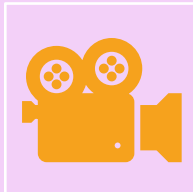
OFFERED TO:

**Students who
have never
taken LAX2005**


LAX2005 DESCRIPTION



This is a 6-week language activity which needs to be done outside of the lecture hours.



In this hybrid-mode activity, students will conduct **THREE** karaoke sessions and discuss them in GDV 2, 3 and 4. In GDV 5, students will choose one song from the three karaoke sessions and discuss the creation of an AI-animated music video for that song. In GDV 6, students will share their reflection on both their karaoke experiences and the AI-animated music video production.



In groups of 4-5, students are required to video-record their weekly group discussions. Then group leader uploads the Video and Submission Form onto online cloud storage via the link provided by his/her instructor. Next, group leader turns in a copy of the Submission Form via the assignment post in PutraBlast before the deadline.

WHAT DO I HAVE TO DO THROUGHOUT THE 6 WEEKS?

WEEK	TASK
Week 3	<p>Group Discussion Video 1 (GDV 1) - ONLINE</p> <p>Select 3 songs for the karaoke sessions scheduled in group meeting 2, 3 and 4. Justify the selection.</p>
Week 4	<p>Group Discussion Video 2 (GDV 2) – PHYSICAL/ONLINE</p> <p>Conduct the 1st karaoke session.</p> <p>Complete GDV 2 by discussing the theme, message, values etc. of the selected song. <i>(*You are not required to include your karaoke session in GDV recordings)</i></p>
Week 5	<p>Group Discussion Video 3 (GDV 3) – PHYSICAL/ONLINE</p> <p>Conduct the 2nd karaoke session.</p> <p>Complete GDV 3 by discussing the theme, message, values etc. of the selected song.</p>
Week 6	<p>Group Discussion Video 4 (GDV 4) – PHYSICAL/ONLINE</p> <p>Conduct the 3rd karaoke session.</p> <p>Complete GDV 4 by discussing the theme, message, values etc. of the selected song.</p>
Week 7	<p>Group Discussion Video 5 (GDV 5) - ONLINE</p> <p>Select one of the songs from GDV 2 - 4 and plan an AI-animated music video.</p> <p>Complete GDV 5 by discussing and deciding on the roles and resources needed to produce the music video.</p>
Week 8	<p>Group Discussion Video 6 (GDV 6) - ONLINE</p> <p>Watch the completed music video.</p> <p>Complete GDV 6 by sharing reflections on both the karaoke experiences and the process of creating the AI-animated music video.</p>
Week 11	<p>LAX Day Group Discussion Video</p> <p>Attend LAX Day and share your experience. Submit the group discussion video.</p>

LAX 2005

KARAOKE IN ENGLISH

LAX2005 is designed as a hybrid activity. For weeks 2–4, students are given the option to conduct both their group discussion meetings and karaoke sessions either face-to-face or through an online video conferencing platform.

This flexibility allows students to choose the mode of participation that is most convenient and suitable for their group.

If conducted online, students may use video conferencing platforms such as Skype, Zoom, Google Meet, or other similar tools (screen recording). Submit the video via the online cloud storage link provided.

TAKE NOTE!

Group Discussion Video (2-4) should contain only the recording of students discussing the song. It should not contain any recording of students' karaoke sessions.

The karaoke session should be conducted before the group discussion session.

Group Discussion 6 should include the AI-animated music video as well as the reflection of all group members.

GROUP DISCUSSION VIDEO



10-15 minutes long.



Submitted on a weekly basis before the deadline (please refer to the ***Timeline***).



IMPORTANT NOTE: The video must feature all group members participating actively and speaking for at least 2 minutes.



You need to ensure everyone's face appears on the screen **throughout** the discussion session.

PRODUCTION OF AI-ANIMATED MUSIC VIDEO

- Select one of the songs from GDV 2 - 4.
- Plan and produce an AI-animated music video.
- Use AI video generation platforms (Runway, Synthesia, Pika Labs, DeepBrain AI) to add animations, special effects, virtual backgrounds, or avatar-based performances for the song.
- Every group member should be actively involved in the production of the video.

**HOW DO I
GET MY LAX
MATERIALS?**

Go to calc.upm.edu.my

Click on **LAX SEM 2 2025-2026**


Download all documents for LAX2005 (Timeline, Briefing Slides, Submission Form, etc.).

WHAT TO DO?

- Join the meeting using your full names as stated in the SMP. (e.g., Names such as iPhone, Huawei etc. and nicknames are not acceptable)
- The virtual group discussion meetings must be video recorded (screen recording).
- Only group leader (**with UPM student email**) should submit:
 - the Submission Form and discussion video in online cloud storage.
 - a copy of the Submission Form in the assignment post in PutraBlast before the deadline.
- Ensure each recorded video submission on online cloud storage does not exceed the maximum size of 100MB a video.
- Please refer to the Timeline for tasks that need to be done. Take note that tasks for LAX conducted virtually might differ from task assigned for face-to-face LAX.
- **IMPORTANT NOTE:** Submission Forms should be turned in via PutraBlast before the deadline. Submission Forms that are posted after the deadline or emailed to the instructor will be rejected.

LAX DAY 2026

- 10 June 2026
- Lax Day Discussion Video:
 - 10 – 15 minutes
 - Share your experience attending LAX DAY 2026
 - Refer to the Notes in the Timeline for further instructions



**WHEN
RECORDING
YOUR VIDEO,
REMEMBER TO:**



state the discussion session no, e.g. *"Today, we are recording group discussion 1"*



introduce yourself at the beginning of each video,



state the name(s) of any group members who is/are absent



speak clearly and loudly



ensure there is no background noise that may affect the clarity of your voice

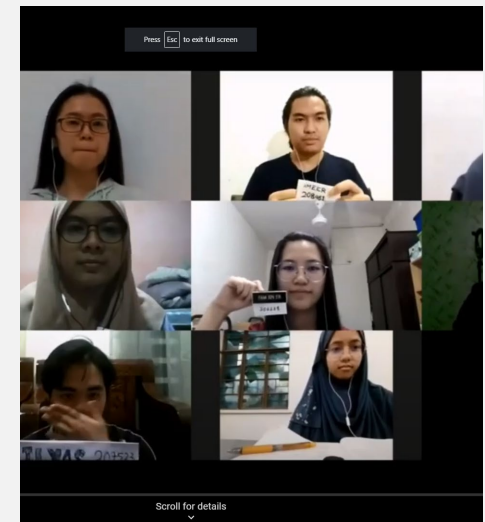
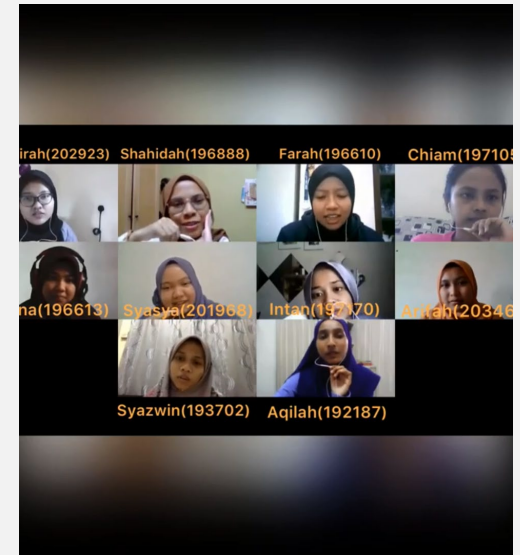


take part actively



keep to the time-frame set for each video session

- Ensure that everyone appears on the screen throughout the discussion.
- **Do not submit an individual video or a video which merged a group video and an individual video.**



ASSESSMENT

Attendance

80% and above

Recorded based your participation in the weekly discussion sessions.

Students are **not required to signor submit any attendance forms.**

Students must submit their MCs or excuse letters (if any) if they fail to attend any of the weekly discussion sessions to avoid from being awarded a zero for attendance.

ASSESSMENT
cont.

**B) Completion of weekly task(s)
(100%)**

- Submission of all tasks before the deadlines
- Active participation in the group discussions

$$\mathbf{(A) 100\% + (B) 100\% / 2 = 100\%}$$

80% and above = M
(memuaskan/satisfactory = Pass)

79% and lower = TM (tidak memuaskan/non satisfactory = Fail)

ANY QUESTIONS?



Contact your teacher



Email to laxteam.upm@gmail.com

THE END

Thank!
you!