

LAX2023 MUSIC VIDEO

6 POINT LAX



SEM 2 25/26



Offered to:
Students who have
never taken LAX2023



LAX2023 DESCRIPTION

In this activity, students write song lyrics and produce a music video.

In groups of 5-6, students:

- write at least two song lyrics based on either existing music (minus one) or original music,
- video-record their weekly meetings where group members take turns to talk about the progress of the music video,
- sing their compositions and produce a music video of these songs; the duration of the video is between 5-8 minutes.

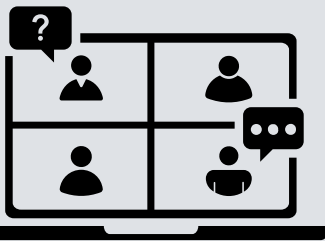


TASK SUMMARY

WEEK	TASK
3	<p style="text-align: center;">GDV 1</p> <ul style="list-style-type: none">• Divide the group members into groups of 3.• Each group chooses a genre for their music video. Justify the selection.• Each member must find ONE song that fits the genre to be presented in GDV2.• Submit your discussion video.
4	<p style="text-align: center;">GDV 2</p> <ul style="list-style-type: none">• Both groups take turns presenting THREE song choices (existing song or own composition).• Each presentation should not exceed 2 minutes.• The whole group chooses the BEST song from each genre.• Discuss the concept of the new lyrics for the chosen songs.• Submit your discussion video.
5	<p style="text-align: center;">GDV 3</p> <ul style="list-style-type: none">• Both groups present the new lyrics for Genre 1.• All group members give their feedback on the lyrics (effectiveness in evoking emotional response, whether it is singable or memorable, has identifiable rhyme scheme, contains good word choice etc.)• Choose the best lyrics for the music video and justify the selection.• Submit your discussion video.

TASK SUMMARY

WEEK	TASK
6	<p style="text-align: center;">GDV 4</p> <ul style="list-style-type: none">• Both groups present the new lyrics for Genre 2.• All group members give their feedback on the lyrics (effectiveness in evoking emotional response, whether it is singable or memorable, has identifiable rhyme scheme, contains good word choice etc.)• Choose the best lyrics for the music video and justify the selection.• Submit your discussion video.
7	<p style="text-align: center;">GDV 5</p> <ul style="list-style-type: none">• Plan a music video that combines the selected lyrics for Genre 1 and 2.• Discuss the software/app/platform (e.g. Canva/ CapCut) to be used; work division among group members etc. to record, edit and produce your 5-8 minutes music video.• Submit your discussion video.
8	<p style="text-align: center;">GDV 6</p> <ul style="list-style-type: none">• Watch the music video.• Reflect on your experience producing the music video. You can share the challenges faced, give suggestions on how to further improve the lyrics, writing process etc.• Submit your discussion video and the music video.



GROUP DISCUSSION VIDEO

12 - 15 minutes

Submitted on a weekly basis according to the Timeline.

All group members must participate actively and speak for at least 2 minutes.

All group members' faces appear on the screen **THROUGHOUT** the discussion (screen recording).



SUBMISSION

All discussions are screen recorded

Maximum video size is 100MB

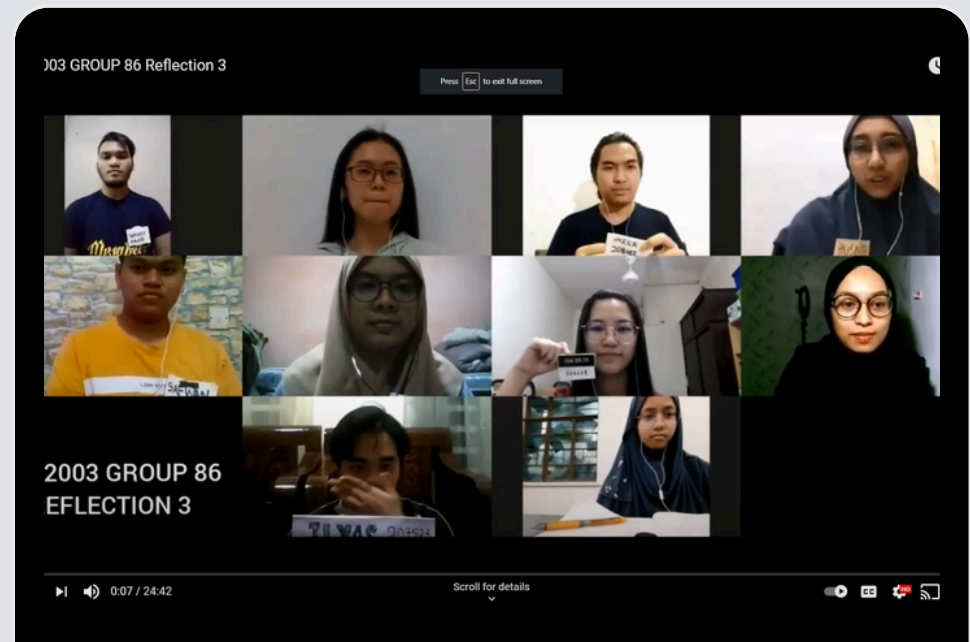
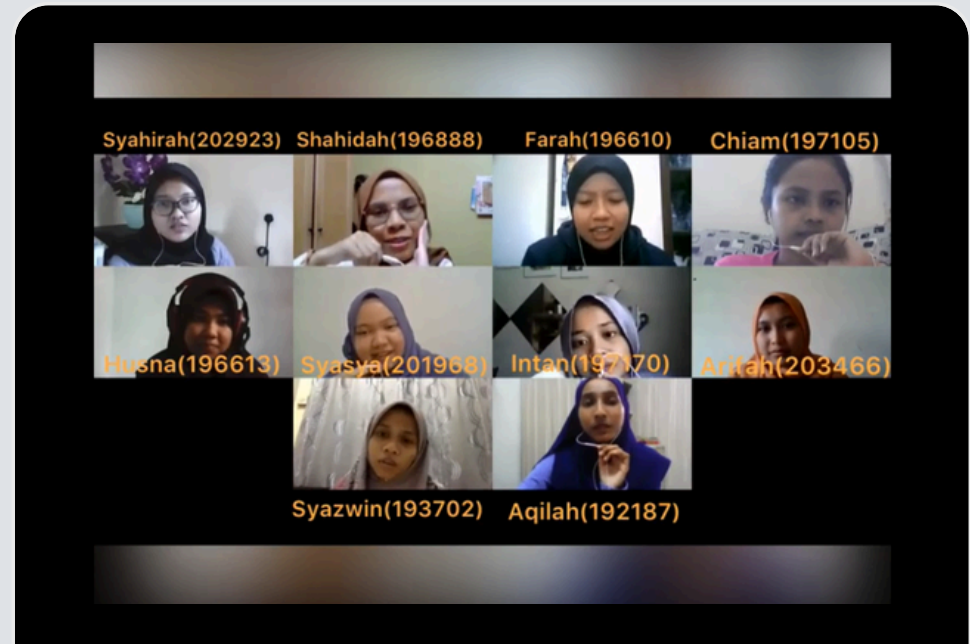
All group members introduce themselves at the beginning of each video


Do not submit an individual video or a merge of group and individual videos

Submission form should be submitted on PutraBlast and Google Drive

Discussion videos only have to be uploaded to Google Drive

SCREEN RECORDING

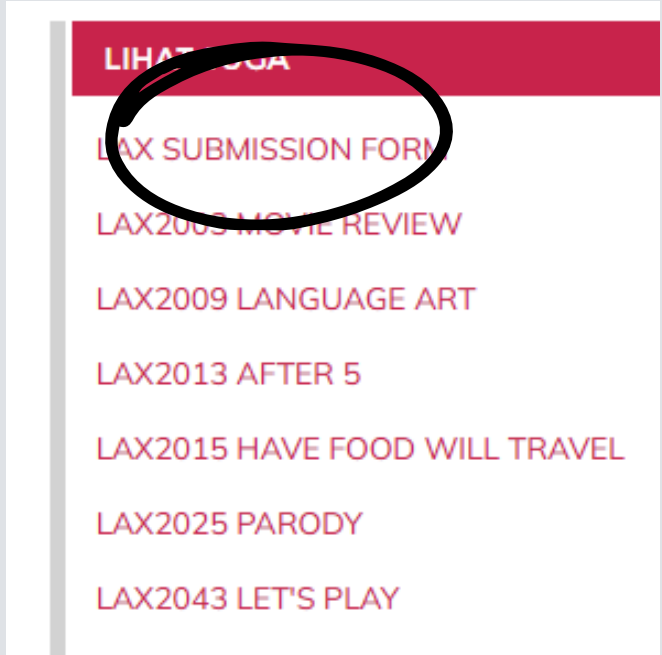
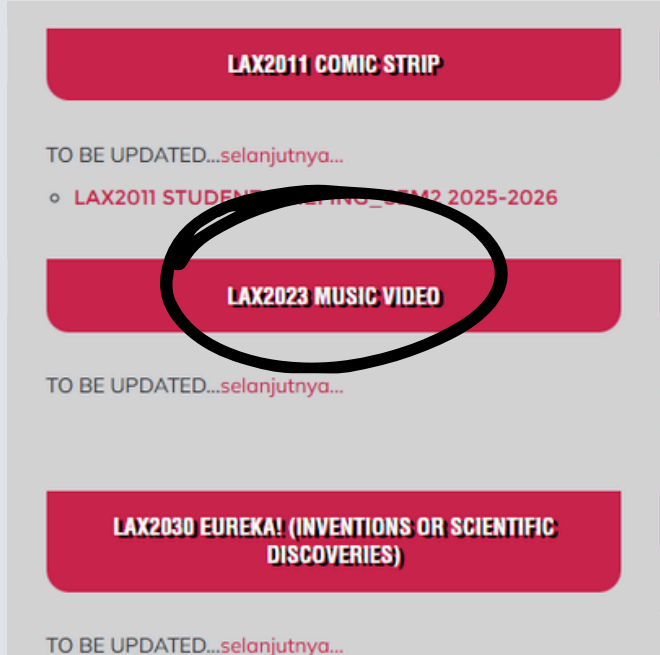
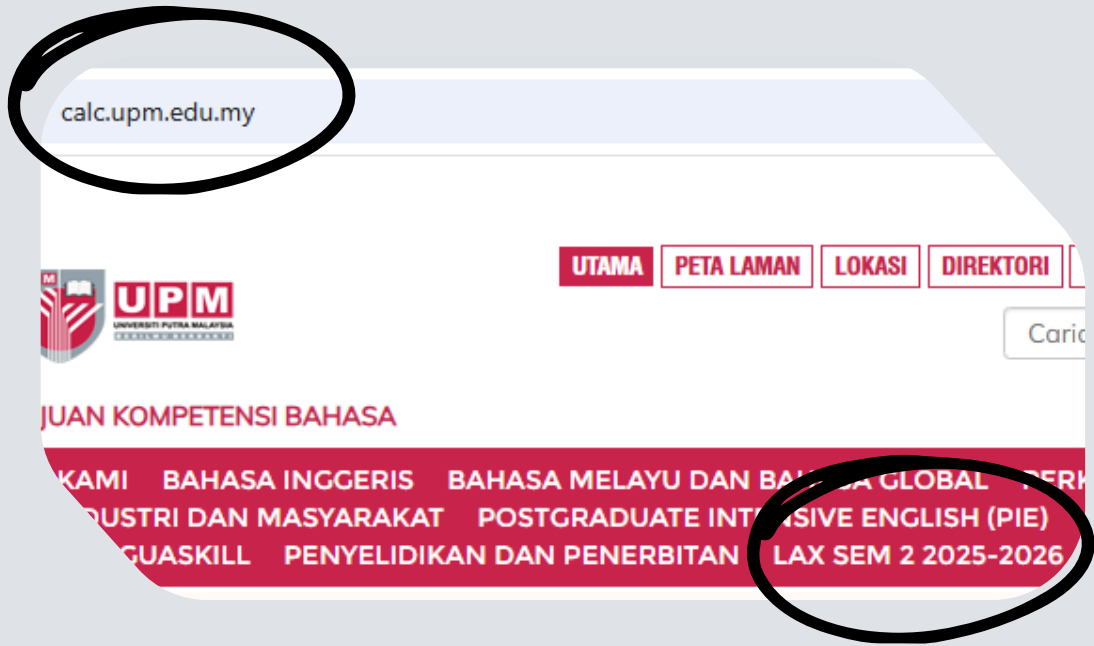
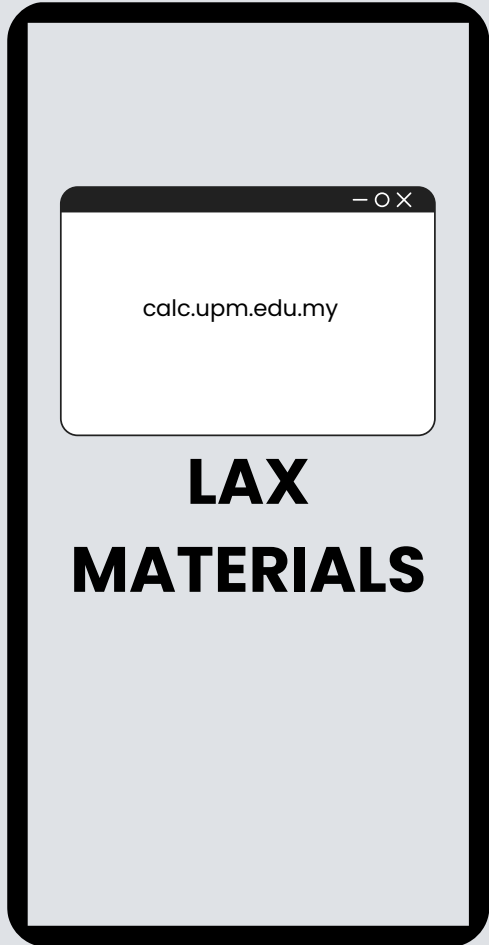




LAX MATERIALS

Go to calc.upm.edu.my

Download all documents you need
(Timeline, Briefing Slides, Submission
Form etc.).






YOUR LAX INSTRUCTOR

Check PutraBlast

Go through the welcome note posted

You will find your instructor's name,
contact details, and the Google Drive
submission link



LAX DAY DISCUSSION VIDEO

10-15 minutes

Share your experience attending LAX
Day 2026

Refer to Notes in the Timeline for
further instructions.



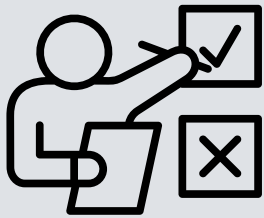
MUSIC VIDEO

5-8 minutes

The group will have to produce a music video that combines their own lyrics using selected songs.

The group members will have to sing and record their composition for the music video.

Refer to Notes in the Timeline for sample videos.



ASSESSMENT

ATTENDANCE (100%)

80% and above

Based on participation in the weekly discussion

No attendance form required

COMPLETION OF WEEKLY TASKS (100%)

Submit all tasks on time

Active participation in group discussions



Students must submit MC or any formal supporting letters or documents if they fail to attend any discussion to avoid being awarded a zero.




GRADING

$$\frac{\text{ATTENDANCE} + \text{COMPLETION OF WEEKLY TASKS}}{2} = 100\%$$

$$\frac{100\% + 100\%}{2} = 100\%$$

80% and above = M (Memuaskan / Satisfactory)


79% and lower = TM (Tidak Memuaskan / Non Satisfactory)



QUESTIONS

Contact your instructor

Email laxteam.upm@gmail.com



THANK
YOU!