


The background features a repeating pattern of yellow and light green diamonds. On the left and right sides, there are clusters of colorful icons: a purple clapperboard with a yellow and black striped bar, a blue film reel with yellow sprocket holes, a yellow movie ticket with three purple stars, a red and white striped popcorn bucket, and a red cup with a black straw. The central text is contained within a white rectangular box with a black border.

LAX2003

MOVIE REVIEW

6-POINT LAX


A top-down view of a wooden floor covered with scattered popcorn. In the upper right corner, a portion of a red and white striped bucket is visible, tilted as if it has spilled the popcorn. The lighting is warm, creating soft shadows on the wood. A white rectangular box is centered on the floor, containing text.

This course is offered
to all students who
have never taken
LAX2003



This is a six-week language activity which needs to be done outside of the lecture hours.

Description



In this activity, students watch movies from the list given and review them. Please refer to the tips provided in the official website/PutraBlast for more information.



In groups of 8-10, students are required to video-record their weekly meetings. Then group leader uploads the Video and Submission Form onto online cloud storage via the link provided by his/her instructor. Next, group leader turns in a copy of the Submission Form via the assignment post in PutraBlast before the deadline.



What do I have to do
throughout the 6
weeks?

What do I have to do throughout the 6 weeks?

WEEK	TASK
Week 1 & 2	Student Registration (SMP)
Week 3	Identify genre and Movie 1. Justify their selection. Submit Group Discussion 1 video.
Week 4	Review Movie 1. Submit Group Discussion Video 2.
Week 5	Identify genre and Movie 2. Justify their selection. Submit Group Discussion 3 video.
Week 6	Review Movie 2. Submit Group Discussion Video 4.
Week 7	Identify genre and Movie 3. Justify their selection. Submit Group Discussion 5 video.
Week 8	Review Movie 3. Submit Group Discussion Video 6

The list of movies for LAX2003 can be found on the CALC website.

https://calc.upm.edu.my/lax_sem_2_2025_2026-4600



Date: 10 June 2026

Day: Wednesday

Venue: Online Platform



LAX DAY Discussion video

10 – 15 minutes

Share your experience attending
LAX Day 2026

Refer to notes in the timeline for
further instructions



Group Discussion Video (Virtual)

Each video should be about **20 to 25 minutes**.

Submitted on a weekly basis before the deadline (*please refer to Timeline and Submission Schedule*).

IMPORTANT NOTE:

The video must feature all group members participating actively and speaking for at least 2 minutes.

You need to ensure **everyone's face appears on the screen throughout the discussion session**.



We're going virtual!



All LAX activities on Sem 2 (25/26) will be conducted **virtually**.

Therefore, group discussion meetings will be conducted via a video conferencing platform and **NOT face-to-face**.

- Students are required to conduct the group discussion meetings via a video conferencing platform (e.g., Skype, Zoom, Google Meet, WhatsApp, FaceTime etc.).
- The virtual group discussion meetings must be **video recorded** (screen recording). **Submit the video via the cloud storage link provided.**

How do I get my LAX materials?

1. Please go to [https://calc.upm.edu.my/lax sem 2 2025 2026-4600](https://calc.upm.edu.my/lax_sem_2_2025_2026-4600)
2. This is the official site for all LAX activities.
3. Please download all documents for your LAX activity (**Timeline, Weekly Submission Schedule, Briefing Slides, Submission Form and etc.**) from the official site.

LAX materials

calc.upm.edu.my

The screenshot shows the homepage of the LAX website. The URL <https://calc.upm.edu.my> is highlighted in the browser's address bar. The page features the UPM logo and navigation links: UTAMA, PETA LAMAN, LOKASI, DIREKTORI, SOALAN LAZIM, and MAKLUMBALAS. A search bar is located on the right. The main content area is titled "PUSAT PEMAJUAN KOMPETENSI BAHASA" and includes a menu with items like "MENGENAI KAMI", "BAHASA INGGERIS", "BAHASA MELAYU DAN BAHASA GLOBAL", "PERKHIDMATAN BAHASA", "JARINGAN INDUSTRI DAN MASYARAKAT", "POSTGRADUATE INTENSIVE ENGLISH (PIE)", "AWSU@CALC", "CAMBRIDGE LINGUASKILL", "PENYELIDIKAN DAN PENERBITAN", and "LAX SEM 2 2025-2026". Below this, there are three main sections: "LAX GENERAL DOCUMENTS", "LAX2003 MOVIE REVIEW", and "LAX2005 KARAOKE IN ENGLISH". Each section has a list of items below it. Red arrows point to the URL, the "LAX SEM 2 2025-2026" link, the "LAX GENERAL DOCUMENTS" tab, and the "SUBMISSION FORM" link. Black boxes highlight the URL, the "LAX SEM 2 2025-2026" link, and the "LAX GENERAL DOCUMENTS" tab.

<https://calc.upm.edu.my>

UTAMA PETA LAMAN LOKASI DIREKTORI SOALAN LAZIM MAKLUMBALAS

Carian...

PUSAT PEMAJUAN KOMPETENSI BAHASA

MENGENAI KAMI BAHASA INGGERIS BAHASA MELAYU DAN BAHASA GLOBAL PERKHIDMATAN BAHASA
JARINGAN INDUSTRI DAN MASYARAKAT POSTGRADUATE INTENSIVE ENGLISH (PIE) AWSU@CALC
CAMBRIDGE LINGUASKILL PENYELIDIKAN DAN PENERBITAN **LAX SEM 2 2025-2026**

LAX GENERAL DOCUMENTS **LAX2003 MOVIE REVIEW** **LAX2005 KARAOKE IN ENGLISH**

Submission form...selanjutnya...
◦ INDEMNITY FORM
◦ SUBMISSION FORM

...selanjutnya...
◦ BRIEFING SLIDES
◦ LIST OF MOVIES
◦ HOW TO REVIEW A MOVIE

TO BE UPDATED...selanjutnya...

Note: **Submission form** can be downloaded under **LAX General Documents** tab.

Visit the CALC website/PutraBlast and ensure that you:

Print out

Print out the Timeline from the website so that you know what to do and what to submit throughout the 6 weeks,

Print out

Print out the Timeline and Submission Schedule from the website to avoid missing a deadline.

Check out

Check out your instructor's welcome note from Putrablast.

If you are the group leader, check out the **group's online cloud storage** in the instructor's welcome note and join the group's **online cloud storage** A.S.A.P using only your UPM student email.

Contact

Contact all group members and set up the date and venue for your group meeting.

Check out

Check out the Instructor List on the website or Putrablast and get your instructor's contact details.

Who is my instructor? How do I find him/her?

- Check **PutraBlast**.
- Your **instructor's name**, **instructor's contact details**, **instructor's welcome note** and **online cloud storage** are on PutraBlast.

What to do?

Decide on the day, date and time of the meeting.
Send your meeting invitation.

Join the meeting using your full names as stated on SMP.
(e.g. Names such as iPhone, Huawei etc. and nicknames are not acceptable).

Turn on your face cam, and **you must be visible throughout the meeting as proof of attendance.**

Refer to your instructors if you do not have the ability to do so.



What to do?

- Only group leader (with UPM student email) should submit:
 - The Submission Form and video in online cloud storage
 - A copy of the Submission Form at the assignment post on Putrablast before the deadline.

Please refer to the Timeline for tasks that need to be done.
Take note that tasks for LAX conducted virtually might differ from the tasks assigned for face-to-face LAX.

IMPORTANT NOTE: Submission Forms should be turned in via Putrablast before the deadline.

Submission Forms that are posted after the deadline or emailed to the instructor will be rejected.

Ensure each recorded video submission on online cloud storage does not exceed the maximum size of 100mb a video



When recording your video, please remember to:



State the discussion session, e.g. *"Today, we are recording group discussion video 1"*



Introduce yourself at the beginning of each video,




State the name(s) of any group members who is/are absent



Speak clearly and loudly



Ensure there is no background noise that may affect the clarity of your voice



Keep to the timeframe set for each video

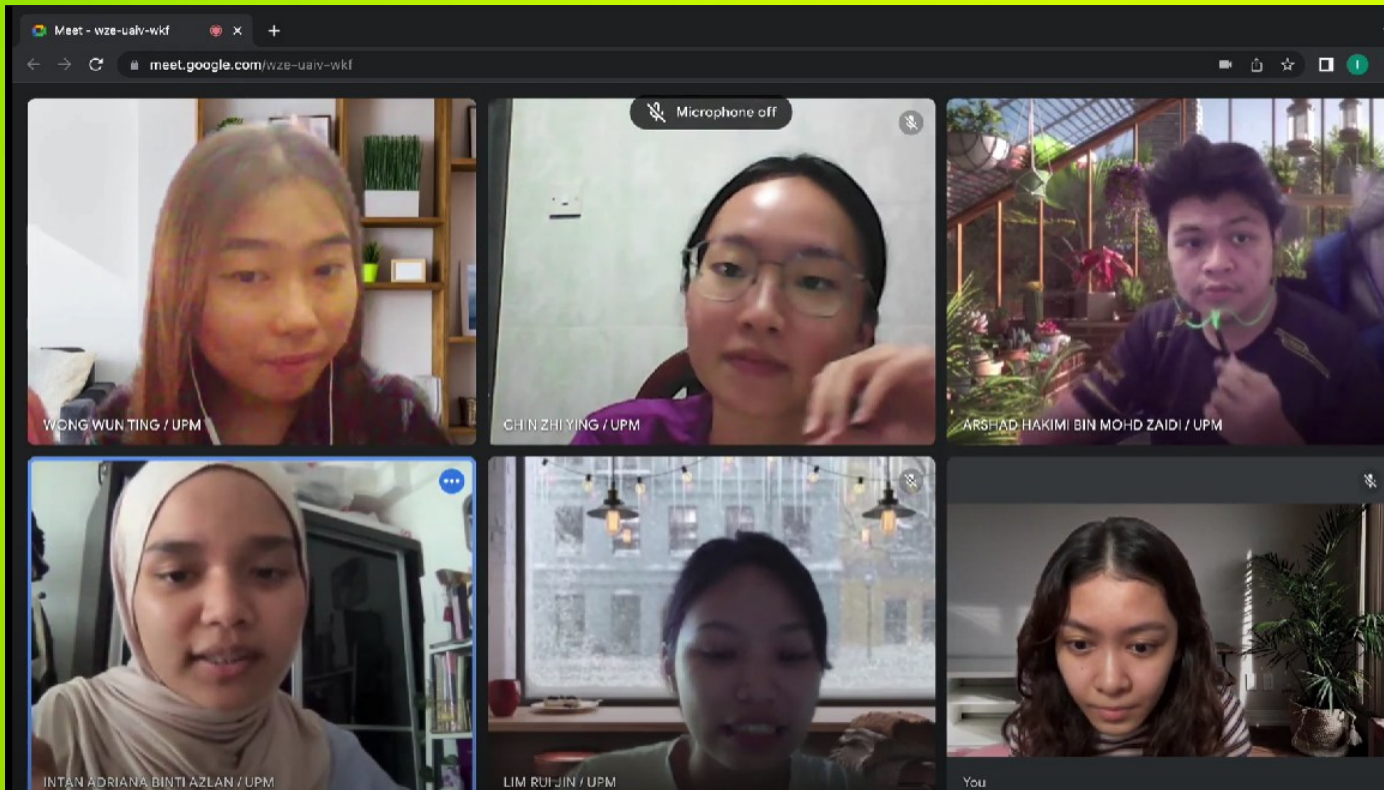


Take part actively



Ensure all group members appear on the same screen throughout the recording.

Group Discussion Video



Ensure that everyone appears on the screen throughout the discussion.

(Do not submit an individual video recording or a video which is merged as a group video recording from individual videos)



TAKE NOTE



You are not required to include a recording of you watching the movie in the Group Discussion Video recording



The group leader should

1

Upload the group discussion video and submission form onto online cloud storage via the submission link given by his/her instructor.

2

Turn in a copy of the Submission Form via PutraBlast before the submission deadline. Only ONE submission is required on online cloud storage and PutraBlast each week.

Assessment

Attendance (100%)

- **80%** and above
- Recorded based on participation in the group discussion/reflection videos.
- Students **are not required to sign any attendance forms.**
- Students must submit their MCs or excuse letters (if any) if they fail to attend any of the group discussion sessions to avoid being awarded a zero for attendance.
(please contact your respective instructors on how to do this or come to CALC office).

Task Completion (100%)

- Submission of all tasks before the weekly deadline
- Participation in the group discussions.

$$100\% + 100\% / 2 = 100\% \text{ (M or TM)}$$



M = Memuaskan
(Satisfactory)

TM = Tidak
memuaskan
(non satisfactory/fail)

Any questions?

Contact your instructor

Or email
laxteam.upm@gmail.com

Thank
you!